

Unintended Pregnancy and Family Planning Services in Iowa

Lawrence B. Finer, Ph.D.
Iowa Initiative Briefing



June 11, 2008

Today's topics

- **Background** statistics on pregnancy
- Women **in need** of publicly supported family planning services
- Women **served** by public FP clinics
- **County**-level data
- **Funding** for these services



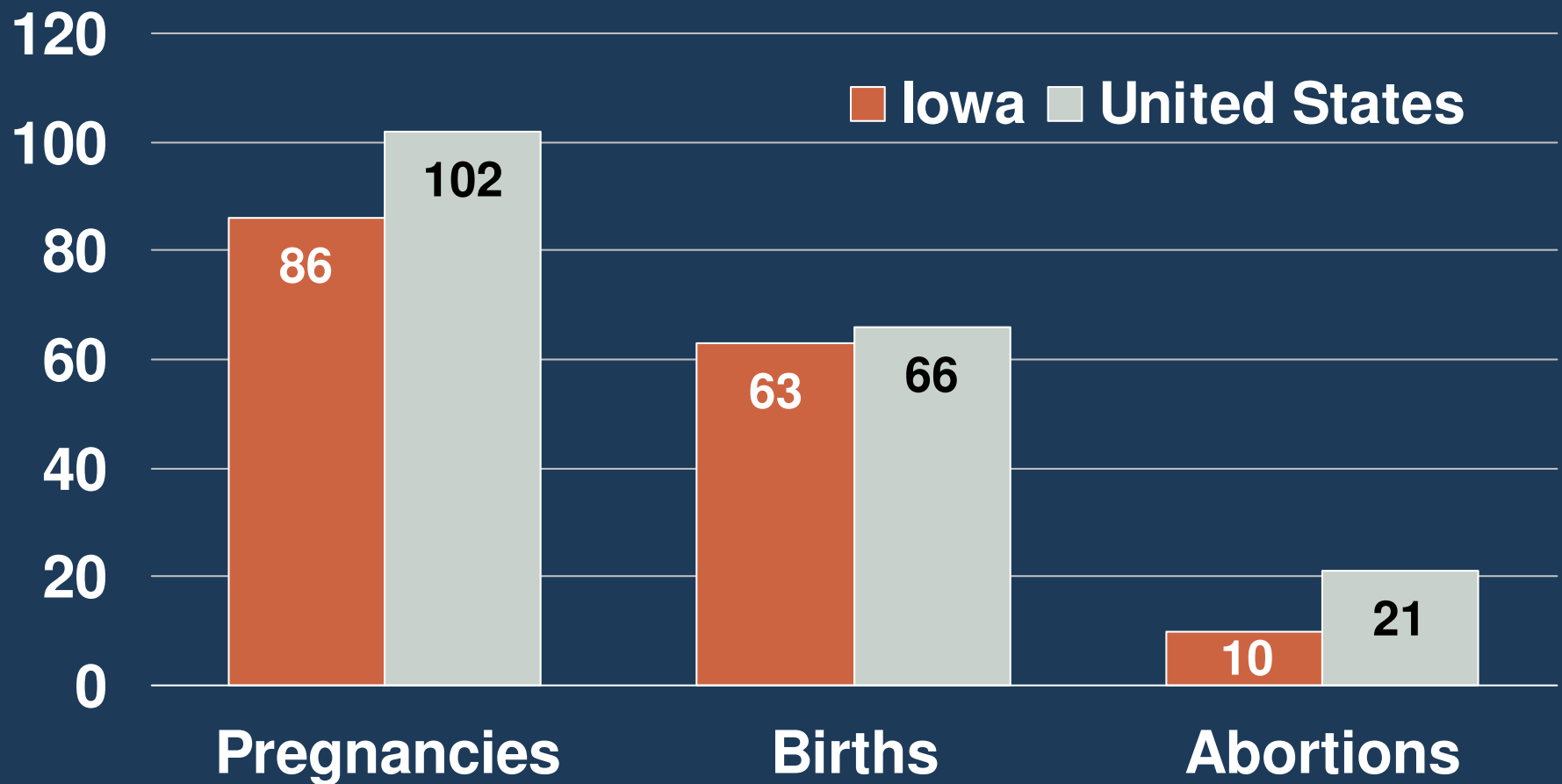
Background statistics

Population and fertility: raw numbers

	U.S., '01	Iowa, '05
People	285m	3.0m
People 15-44	125m	1.2m
Women 15-44	62m	588k
Pregnancies	6.4m	54k
Births	4.0m	39k
Abortions	1.3m	6.4k
Miscarriages	1.1m	~8.5k

Pregnancy, birth and abortion rates for Iowa are lower than national rates

Number per 1,000 women aged 15-44, 2005



Unintended pregnancy in Iowa

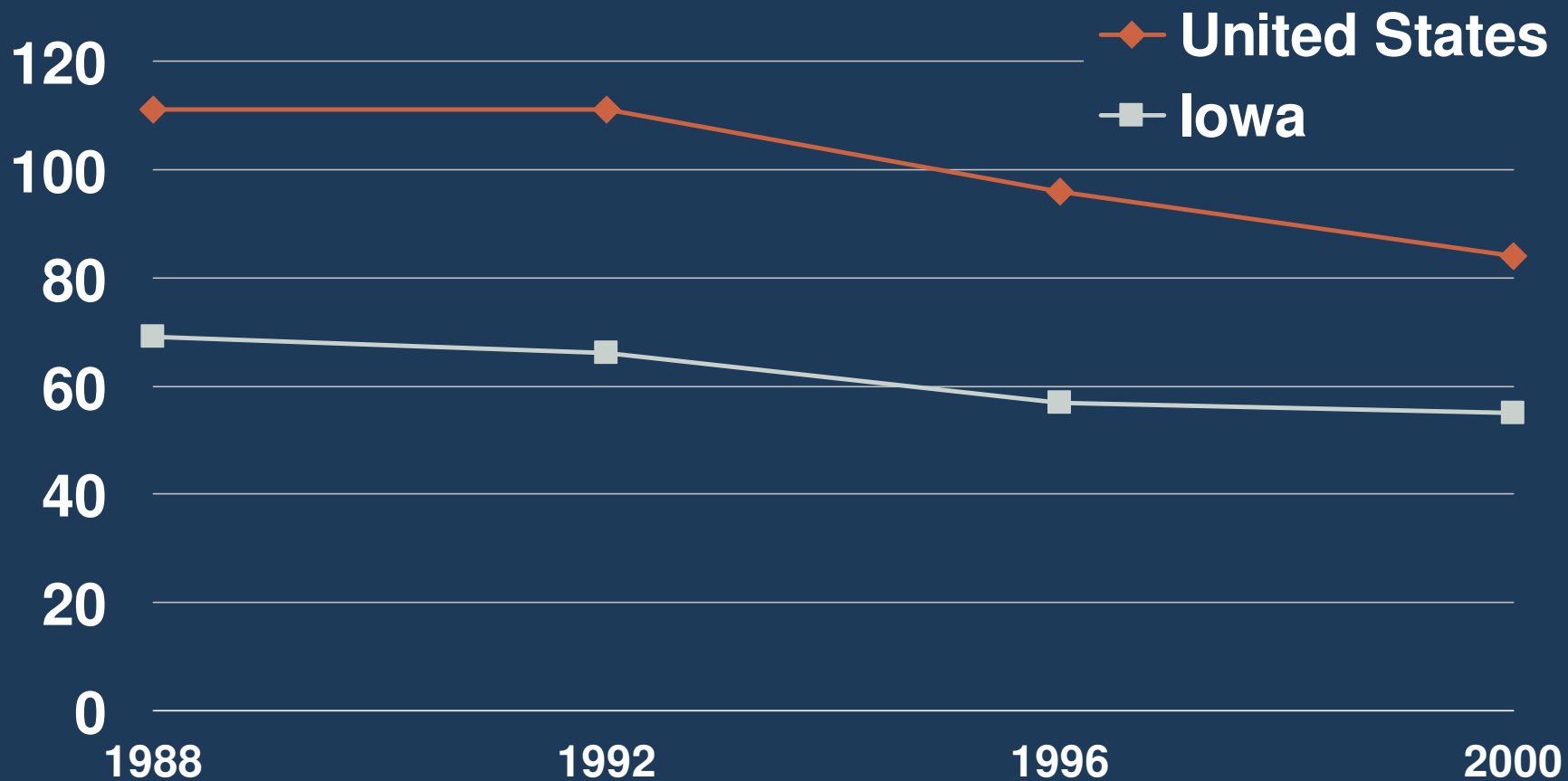
- The Iowa unintended pregnancy rate was roughly 41 per 1,000 women 15-44 in 2005 (this is a preliminary calculation)
- By comparison, the national rate was 51 per 1,000 in 2001
- This translates into a lower rate of abortions, but about the same rate of unintended births

Teen pregnancy in Iowa

- The Iowa **teen** pregnancy rate was 55 per 1,000 teens in 2000, compared to 84 nationally
- Iowa has the 8th lowest teenage pregnancy rate of any state
- This rate declined by 17% between 1992 and 2000

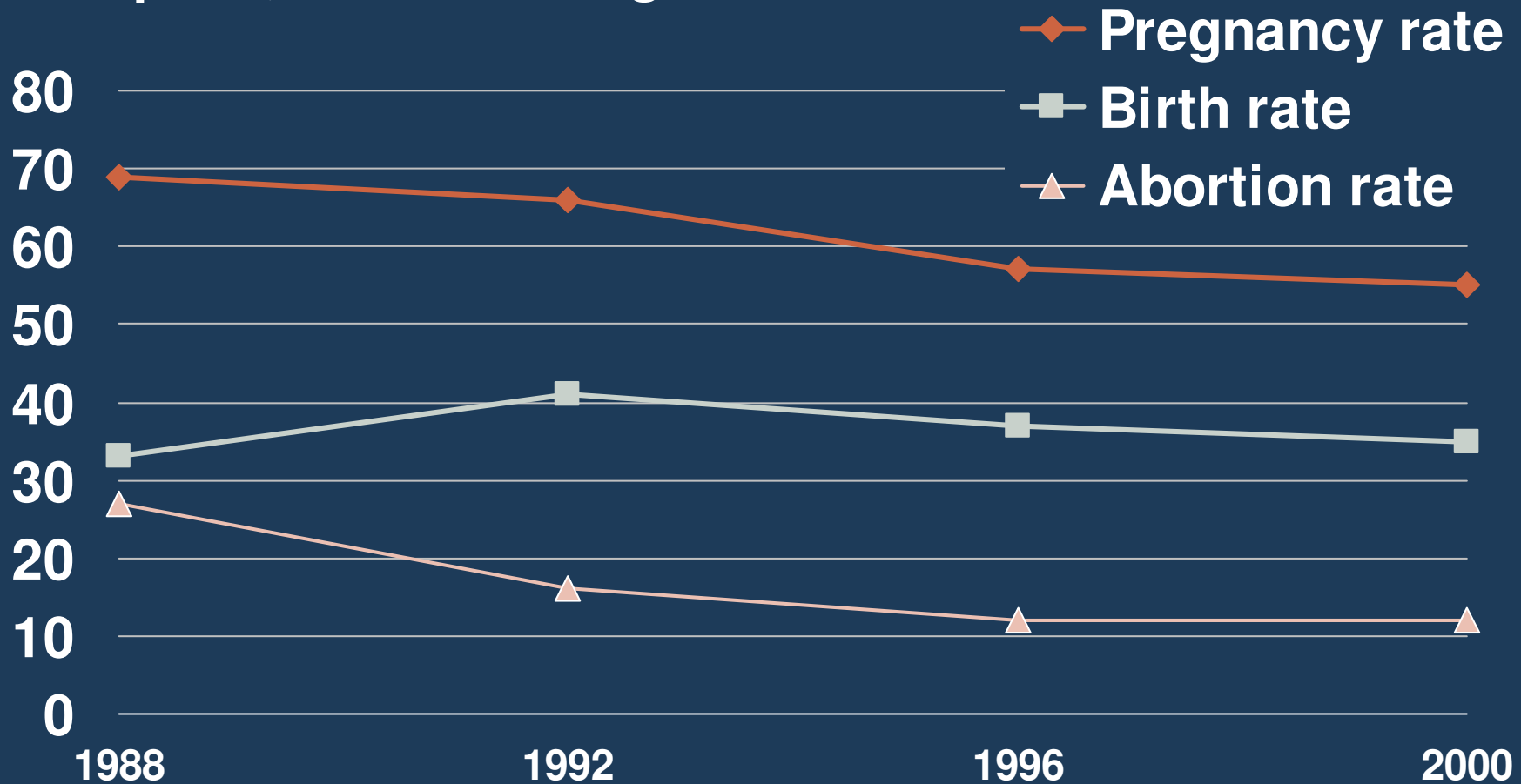
Iowa's teen pregnancy rate is lower than the national rate


Pregnancy rate per 1,000 women aged 15-19



Pregnancies and abortions have declined among lowan teens, but birth rates have remained stagnant

Rates per 1,000 women aged 15-19





**Women in need of (publicly funded)
family planning services**

A woman is defined as “in need of publicly funded services/supplies” if:

- She is sexually active, fecund, and not pregnant or trying to become pregnant

AND

- Her family income is below 250% of poverty or she is younger than 20

How is the number of women in need in each county calculated?

- We start with a nationally representative dataset (the Nat'l Survey of Family Growth)
- Women are divided into 200 subgroups by age, marital status, race/ethnicity and income
- For each subgroup, the % of women in need (sexually active, not pregnant, and poor/teen) is calculated (adjusting for region and metro status of the county)

And then...

- In each county, we determine the **number** of women who fall into each subgroup...
- ...and then multiply those subgroup counts by the appropriate (by region/metro) **proportion** of women *in that subgroup* who are in need
- By adding up all the subgroups, we get the total number of women in need in the county

How many women need services?

- Nationally, in 2002, 34 million women 13-44 were estimated to be in need of contraceptive services
- About 16.8 million of these women, or 49%, are in need of **publicly funded** services
 - Below 250% of federal poverty level
 - Teenagers
- In Iowa, 170,000 women were estimated to need publicly funded services



**Women served by publicly funded
family planning clinics**

How do we get data on women served?

- Guttmacher conducts a census of family planning clinic sites, requesting data on number of female contraceptive clients served
- Data are collected for all health department, Planned Parenthood, hospital, community health center, and nonaffiliated community clinics providing publicly funded contraceptive services (including Title X and non-Title X-funded clinics)
- Last published round was 2001; currently completing collection of 2006 data

How is the census conducted?

- First, data requests are sent to all Title X grantees, state health departments and the Indian Health Service; a majority of data are obtained from these sources
- Remaining data are collected through mailings to sites with no data or incomplete data from grantees; requests are tailored by state and mailed after grantee follow-up is complete

How are FP services organized?

Title X grantees (who are sometimes agencies)



Agencies



Clinics

How many women receive services from publicly funded clinics?

- In 2001, data for 72 publicly funded family planning clinics in Iowa were reported, representing nearly 70,000 female clients served
- These do not include sites where only counseling, referrals or supply visits occur; clients from these sites are counted under the parent site where they received their full medical visit
- Comparing the number of women served to the number in need of services results in a ratio of 41%

These services have an impact

- Publicly funded family planning clinics in Iowa help women prevent 16,100 unintended pregnancies each year
- Title X-supported clinics in Iowa help women avert 83% of these pregnancies (13,400 a year)

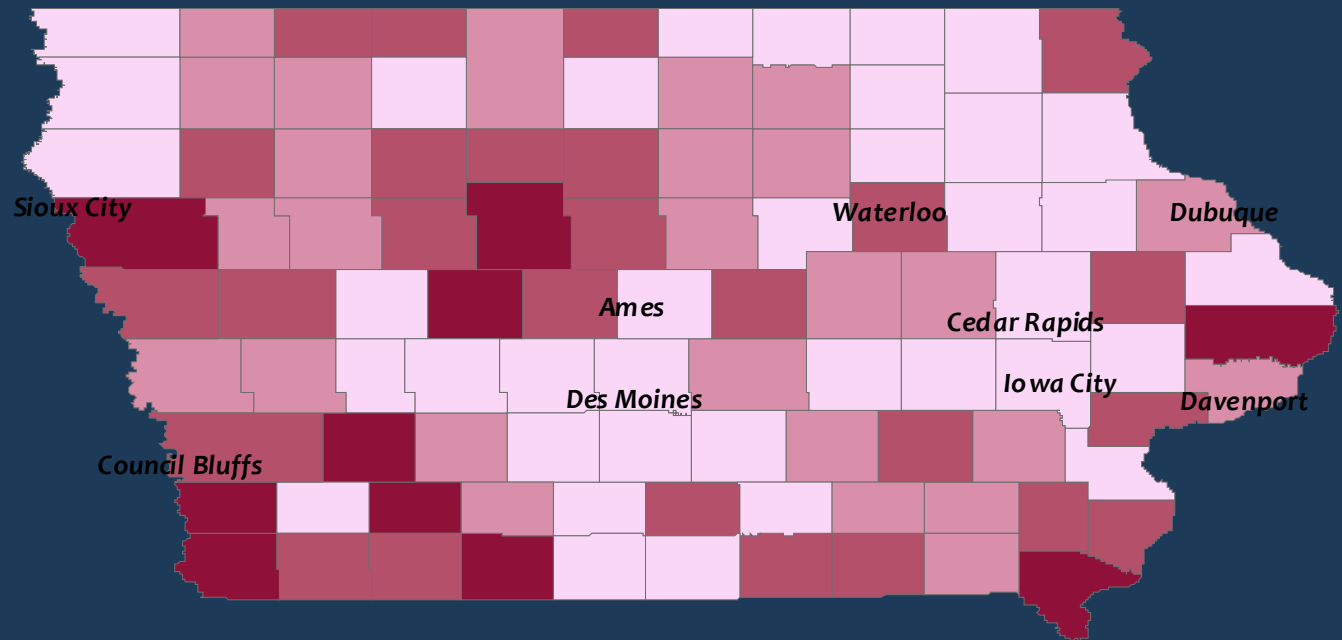



County data

Proportion of births that were unintended, 2005

Legend


Percentage of unintended births



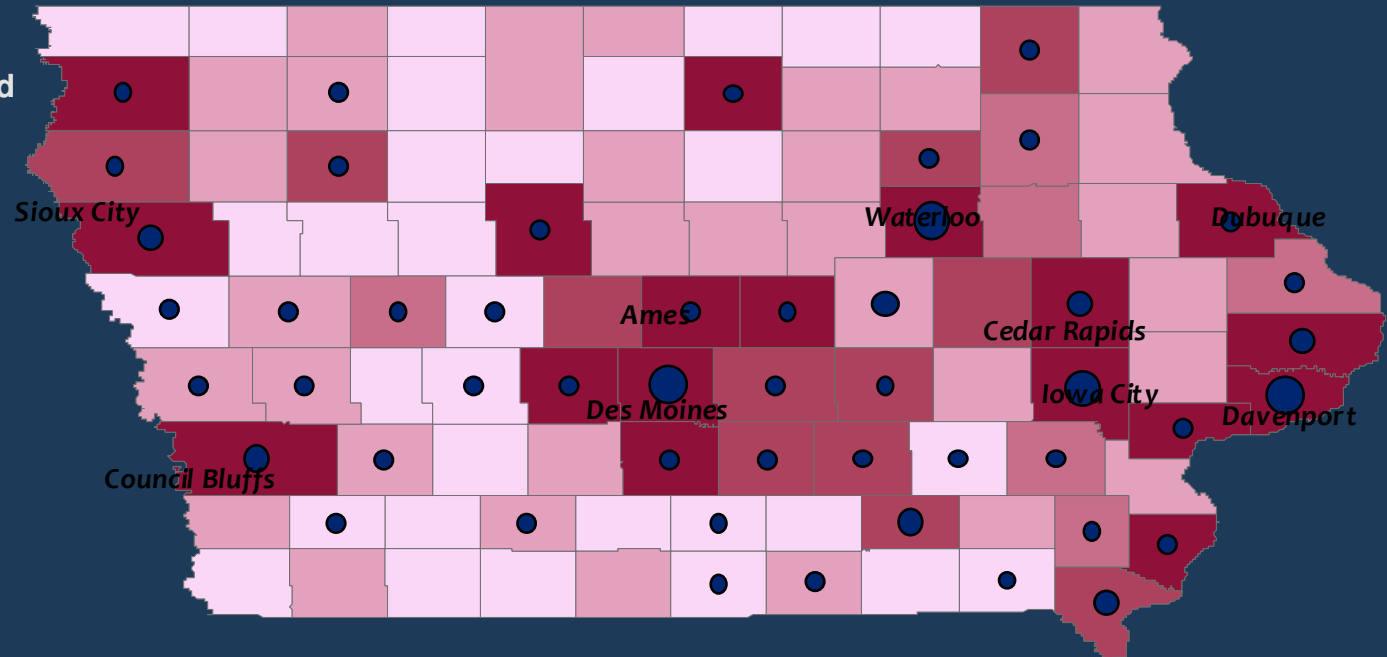
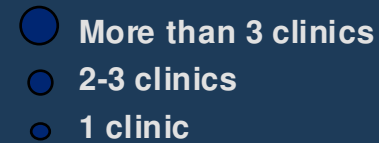
Almost half of counties in Iowa have at least one family planning clinic

Legend

Distribution of women in need



Number of clinics per county





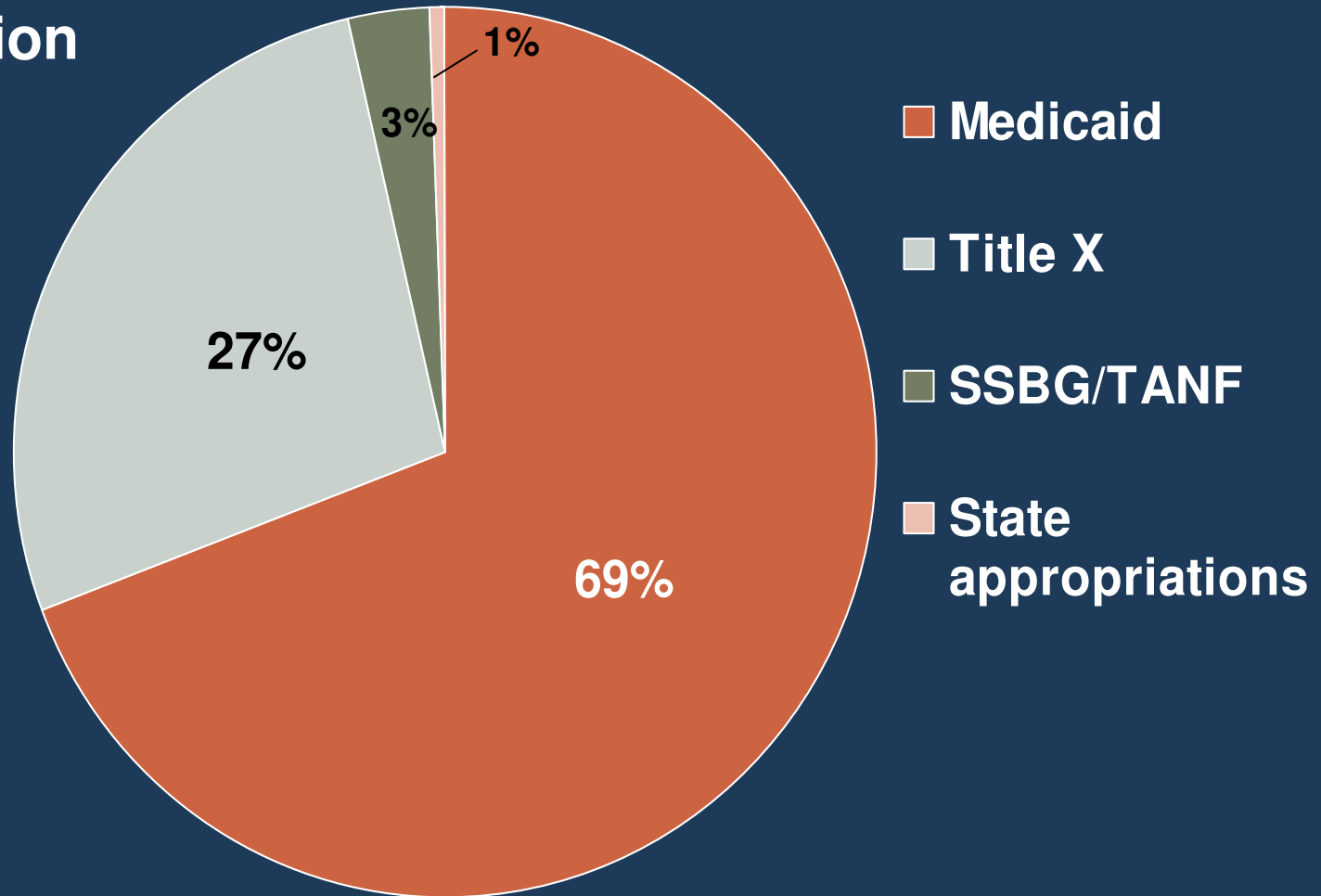
Funding for family planning services

Funding for publicly supported services

- In 2006, the federal and state governments together spent \$13.5 million in Iowa on contraceptive services and supplies (a \$7 million increase from 2001)

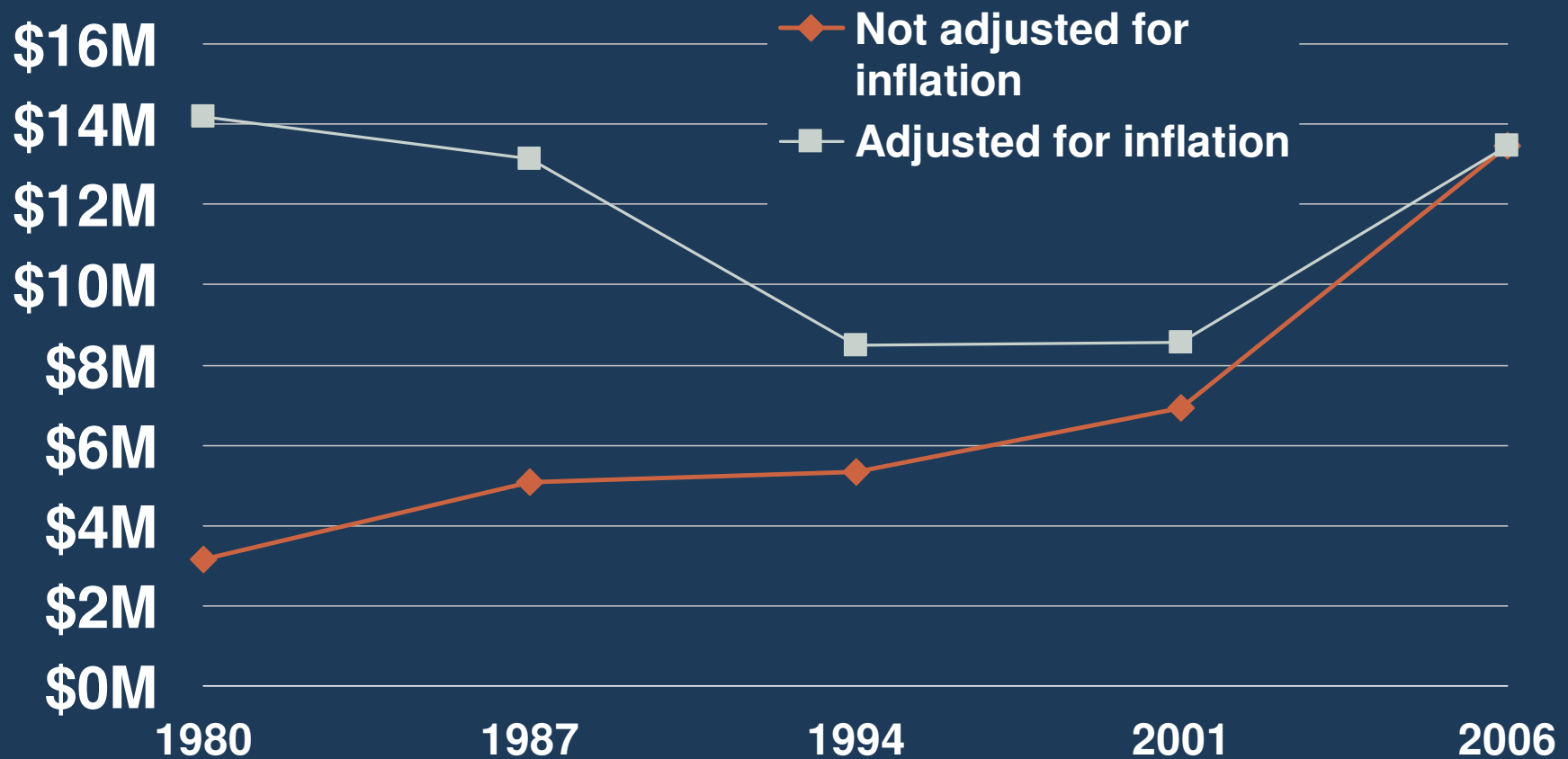
A majority of funding came from Medicaid

**% distribution
by funding
source**



Adjusting for inflation, funding for services increased by 59% from 1994 to 2006 but decreased by 5% from 1980 to 2006

Reported public expenditures for services (in millions)





How is Iowa doing on the policy front?

In 2006, Iowa ranked:

- 48th in service availability
- 10th in laws and policies
- 39th in public funding
- 36th overall

But since then, a few changes

- Medicaid family planning waiver approved in late 2006
- Additional state family planning funds appropriated in 2008 for low-income individuals not eligible for Medicaid

More changes

- New law in 2008 requiring health plans to cover HPV vaccine if other vaccines are covered
- As of 2007, all HIV and sex education required to be medically accurate

Summary of laws and policies addressing contraception in Iowa

- Iowa ranks **best** in:
 - Insurance coverage of contraception
 - Minors' consent law
 - (Lack of) restrictions on FP funds
 - (Lack of) refusal clause for contraceptives
 - And now, expanded Medicaid eligibility for FP services

Summary of laws and policies addressing contraception in Iowa

- Iowa ranks **neutral** in:
 - Access to emergency contraception
 - Sex education policy (but better now)
- Iowa does not rank **worst** in any category

**This work was partially supported by
the Office of Population Affairs, DHHS**



www.guttmacher.org